



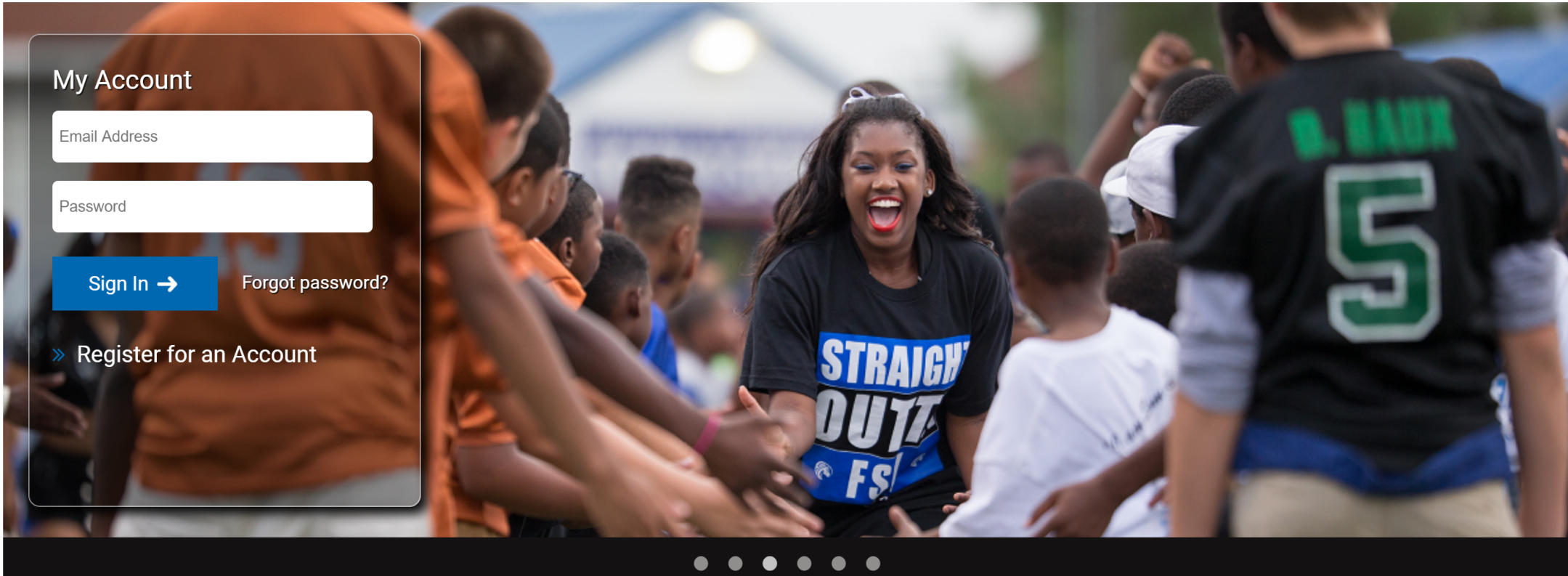
Admitted Students

Next Steps



Enrollment Steps

1. Log into Your BroncoVille Account



My Account


[Sign In →](#) [Forgot password?](#)
[» Register for an Account](#)



Enrollment Steps

1. Log into Your BroncoVille Account
2. Confirm Your Enrollment

Alerts & Notifications



My To-Do List



Freshman Admission - Fall 2020

✔ Apply to Fayetteville State

Date Applied:

Payment Status:

Status:

Decided

Your application has been decided.

Major:

Date Created:

✔ Submit Official Transcripts

✔ Submit Official Test Scores

✔ View Admission Decision

✔ Respond to Offer of Admission

✔ NC Residency RCN

✔ Register for First Steps



! Medical Information

! Housing Application

! FAFSA

! Registration

! Self Service Banner





Enrollment Steps

1. Log into Your BroncoVille Account
2. Confirm Your Enrollment
3. Complete Your Broncoville "To-Do List"

Alerts & Notifications



1. Register for First Steps
2. Complete Housing Application
(if living on campus)
3. Submit Final Transcript(s) (once you have graduated and received grades)
4. Submit Medical Records
5. Confirm Residency Determination

My To-Do List



Freshman Admission - Fall 2020

✔ Apply to Fayetteville State

Date Applied:

Payment Status:

Status:

Decided

Your application has been decided.

Major:

Date Created:

✔ Submit Official Transcripts

✔ Submit Official Test Scores

✔ View Admission Decision

✔ Respond to Offer of Admission

✔ NC Residency RCN

✔ Register for First Steps

! Medical Information

! Housing Application

! FAFSA

! Registration

! Self Service Banner



Enrollment Steps

1. Log into Your BroncoVille Account
2. Confirm Your Enrollment
3. Complete Your Broncoville "To-Do List"
4. Look Up Your Network Account



Responsible Use

To become familiar with the Do's and Dont's of email usage and user responsibilities, read the [University Email Policy](#).

Your Network Account

Your network account gives you access to the network, email, Canvas, Citrix and much more. Do not share it with others. Learn more about the [University Policy on Information Security](#).

Students

If you have registered recently, your account may not yet have been activated. Accounts will be available approximately 24 hours after you are **REGISTERED COMPLETELY** and have **no holds on your account**. You may also confirm the creation of your email account within Banner by clicking the Email addresses link under personal information.

Faculty and Staff

The procedure to request a new network/e-mail account is done online (your supervisor should be aware of the process). The electronic request will inform the requestor, the supervisor and ITTS. Faxing or dropping by in person will NOT start the process.

Enter your information Students, Faculty, and Staff

If you are a new student, the Admissions Office has provided your Banner ID in your acceptance letter. If you have lost it, cannot find it, or never received it, learn who to [contact](#) for further assistance.

Banner ID

Last Name

Submit


<https://web.uncfsu.edu/accountlookup/default/network>



Enrollment Steps

1. Log into Your BroncoVille Account
2. Confirm Your Enrollment
3. Complete Your Broncoville "To-Do List"
4. Look Up Your Network Account
5. Download "FSU Event Guidebook" in Apple App Store or Google Play Store

← 🔍 ⋮



FSU Event Guidebooks

Guidebook Inc

UninstallOpen

👤

FSU Event Guidebooks

 Discover

✓

Bronco Blueprint: Foundations for Success

📍 Fayetteville, NC

✓

Office of Admissions Events

📍 Fayetteville, NC



Enrollment Steps

1. Log into Your BroncoVille Account
2. Confirm Your Enrollment
3. Complete Your Broncoville "To-Do List"
4. Look Up Your Network Account
5. Download "FSU Event Guidebook" in Apple App Store or Google Play Store
6. Review Your "Projected Bill Statement" and "Initial Financial Aid Award"

Projected Bill Statement and Initial Financial Aid Award

Email from Dr. Gerald Mitchell of University College

- Not a real bill
 - For informational purposes only
- You will have received financial aid information via Bronco Student Email and U.S. Mail

If you have any questions about financial aid or your billing statement, please call the FSU Call Center at 910.672.2850.



Contact Information

University College

910.672.1060

mclay1@uncfsu.edu

Office of Admissions

910.672.1371

admissions@uncfsu.edu